

Economy and Earning In-Game Currency | SiriusMC

When you play on our network, you have several ways to earn in-game money. These range from opening your own shop, to voting, to bartering directly with others. Below are short guides on how the economy works and the main points you need to know.

1. Opening Your Own Shop

When you first join one of SiriusMC's servers you won't automatically have a player shop, but you can create one free of charge. Below guides you through creating a shop, setting prices, searching other players' shops, and viewing your metrics.

Creating a Player Shop





The red section is where other player shops are located.


The green section is where you can view your player shop, search the entire player shop database, and view metrics.

To create your player shop, open the GUI using the command `/ps`. The green section gives you the ability to:

 View previous pages


 Create / view your player shop

 Search for an item

 View metrics

 Exit the GUI


 View the next page

Pressing the  chest icon will allow you to create your player shop. After creating it, pressing the chest icon will open your player shop. Alternatively, you can use `/ps <Your Username>` to open the GUI directly onto your player shop.


Adding Items and Setting Prices

You can add items to your player shop by opening your player shop and left-clicking the item you want to sell. You will then be prompted to enter the amount you wish to sell **one** item for.


Some items have minimum prices. If you input a price lower than the minimum, it will default to the minimum set price. For example, if diamonds have a minimum price of \$400 each and you try to sell them for \$100, the listing will default to \$400.

Your shop has a limit to how many items you can sell. By default, you start with 10 slots, each holding up to 256 of one item. More slots can be bought using the  icon, however the cost increases with each slot purchased.

Searching the Shops

When looking for something specific, use the search function from the  compass icon. This will prompt you to type the item name into chat, or you can use `/ps search <item name>`. If you don't know the full item name, you can type part of it and the shop will show all items containing that word.

Viewing Shop Metrics

Want to know what items are selling well? Click the  enchanted book icon and a link will appear in chat. Clicking it will take you to SiriusMC's metrics page, where you can view everyone's shop on the server you're playing on, including your own!

2. Voting

Voting is also a great way to make money on a regular daily basis. There are 8 links you can vote on; each one rewards you with Crate Keys that can be used in-game, as well as diamonds, steak, and claim blocks and a cash amount based on your rank.

Crate Keys can be used at **/warp Crates** on any of our servers, giving you a chance to receive items, money, and claim blocks. Crates also come in different tiers: Basic, Simple, Common, Uncommon, Rare, and Legendary. The better the tier, the better the reward, but keys can also be saved up and exchanged for the next tier using the command **/crate swap**.

The monetary reward you earn from voting increases based on your rank, so the more you play the more each vote is worth.

Rank	Cash Reward	Claim Blocks
Newbie	\$300	200
Amateur	\$500	300
Novice	\$700	400
Seasoned	\$900	500
Respected	\$1,100	600
Trusted	\$1,300	700
Expert	\$1,500	800
Esteemed	\$1,700	900
Veteran	\$2,000	1,000
Titan	\$2,100	1,100
Donator Ranks		
Iron	\$2,200	1,200
Gold	\$2,300	1,300
Diamond	\$2,400	1,400
Emerald	\$2,500	1,500

VOTE LINK 1

[Minecraft-MP](#)

minecraft-mp.com

VOTE LINK 2

[FTB Servers](#)

ftbservers.com

VOTE LINK 3

[Tekkit Server List](#)

tekkitserverlist.com

VOTE LINK 4

[Minecraft Servers](#)

minecraftservers.org

VOTE LINK 5

[Minecraft Server List](#)

minecraft-server-list.com

VOTE LINK 6

[Top Minecraft Servers](#)

topminecraftservers.org

VOTE LINK 7

[Modded Minecraft Servers](#)

moddedminecraftservers.com

VOTE LINK 8

[CurseForge Servers](#)

curseforge.com

3. Bartering With Other Players

Like most servers, we encourage players to trade with one another. This is a great way to make fast sales from items, or even services, such as paying someone to decorate or build for you. This does not apply to real-world currency, and any real-life currency being used for in-game services may lead to sanctions.

However, some of our servers, such as Tekkit 2 and Tekkit SMP, enforce a rule that trades must be priced reasonably and follow the minimum prices set in **/price**. This means you cannot sell expensive items for \$1, or give away items for free, unless in a team. To read the reason for this and our other server rules, see: [rules](#).

Guide

[How to Claim Land - GriefPrevention Guide](#)

Learn how to use the GriefPrevention Guide to claim your land on SiriusMC

Guide

[Playtime and Donator Ranks](#)

Learn about the playtime and donator ranks on SiriusMC

Revision #15

Created 2026-03-09 14:21:59 UTC by Teddy040

Updated 2026-06-25 20:51:17 UTC by Teddy040