

# Skyfactory 5



Guess who's back?! Back again for it's 5th installment! That's right, it's SkyFactory® 5! View the world in a way you never have before with all new, unprecedented, handmade modpack progression. Your goal is to paint the world one color at a time with whatever happy accidents happen along the way! Filled with tech, magic, chaos, and imagination you'll create your magnum opus that will leave an everlasting impression.

## Server Information

**IP Address:** sf5.SiriusMC.net

**Modpack:** Skyfactory 5 (check Discord #information for modpack version)

**Last World Reset:** Never

# Server Features

Player & Admin Shop

Custom Island Plugin (SiriusIslands)

Individual Island World with no border!

Custom Plugins & Mod Fixes

Vote Crates/Rewards

Strong and Helpful Player Community

Strong Active Staff & Development Team

Strong server performance (i9 12900k, 128GB Ram, NVMe storage)

Daily Remote Backups

## Banned Items

**Item Based Chunkloaders** - Please use the plugin chunkloaders instead, read '/chunkloader' in-game!

## Changelog

“

## Version 5.0.8

### Changes:

- Fixes Create Press not outputting Thermal Silver Plates
- Fixes issue with Mystical Crops (Crop Marker and Magenta Seeds)
- Color Crafting Tables can now connect with Colossal Chests
- Adds recipes for Vinery saplings (Apple Tree and Dark Cherry) and relevant log processing
- Fixes incorrect Thermal Sawmill for color planks
- Adds more blocks to color stage unlock advancements
- Adds Rubberwood Sapling to Farmer trades
- Adds Building Gadget book to Eccentric Tome
- Fixes wrong type of Lead when smelting crushed lead
- Adds the Together Forever mod to allow players to sync up Advancements and Game Stages
- Adds Simple Backups in case players have world issues and need to revert. Currently a backup will run every 30 minutes and keep 7 total backups. These values can be changed in the config
- Supplementaries Awnings now have recipes
- Increased the number of Green Apple drops from the very beginning of the modpack so players don't accidentally use them all too soon
- Adds Coloured Wood and Coloured Stripped Wood to Planks recipes

This is posted by darkosto on the official Skyfactory 5 - Cruseforge website

Linked here: [Changelog](#)

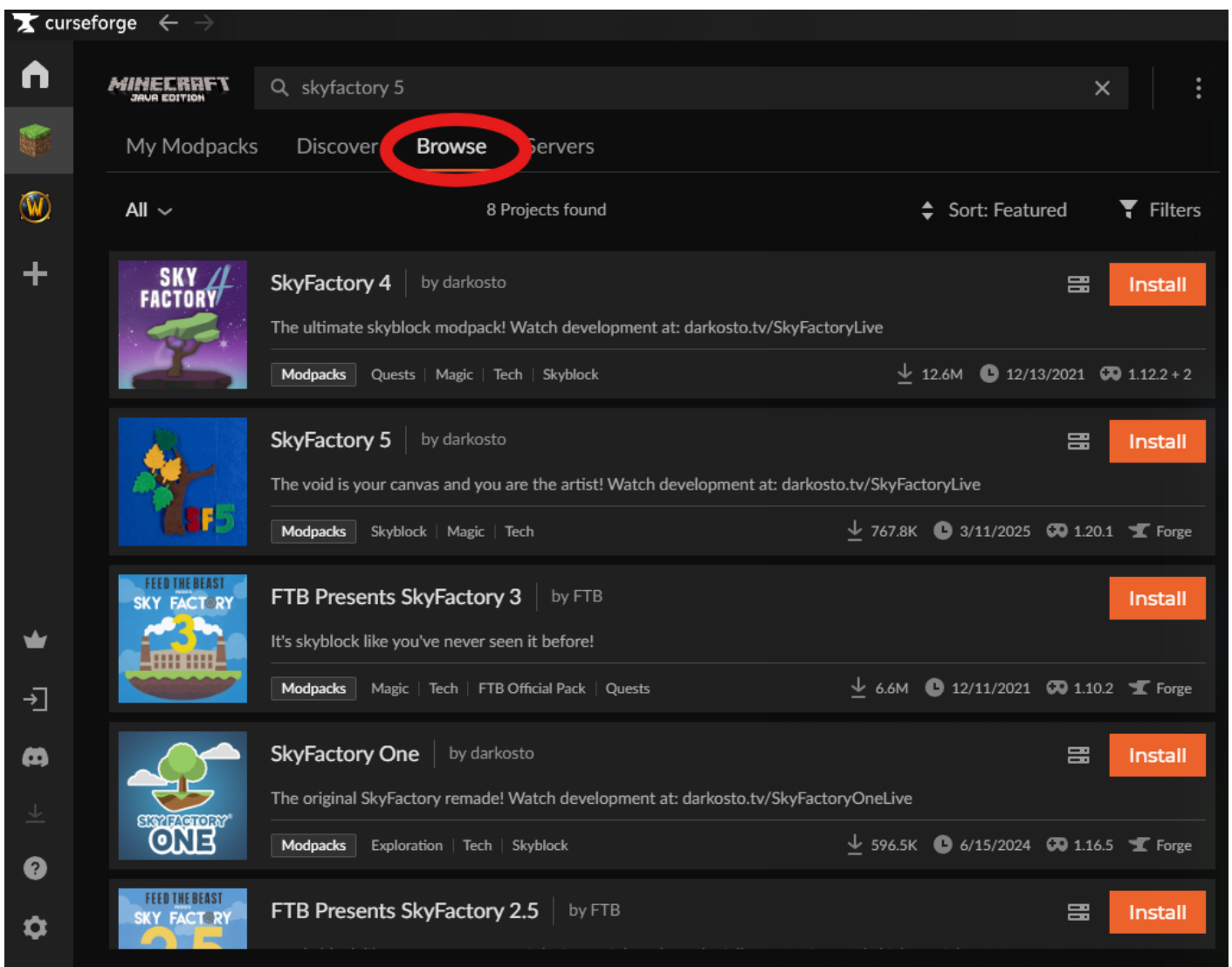
## Mod List

Mod List Here: [Skyfactory 5](#)

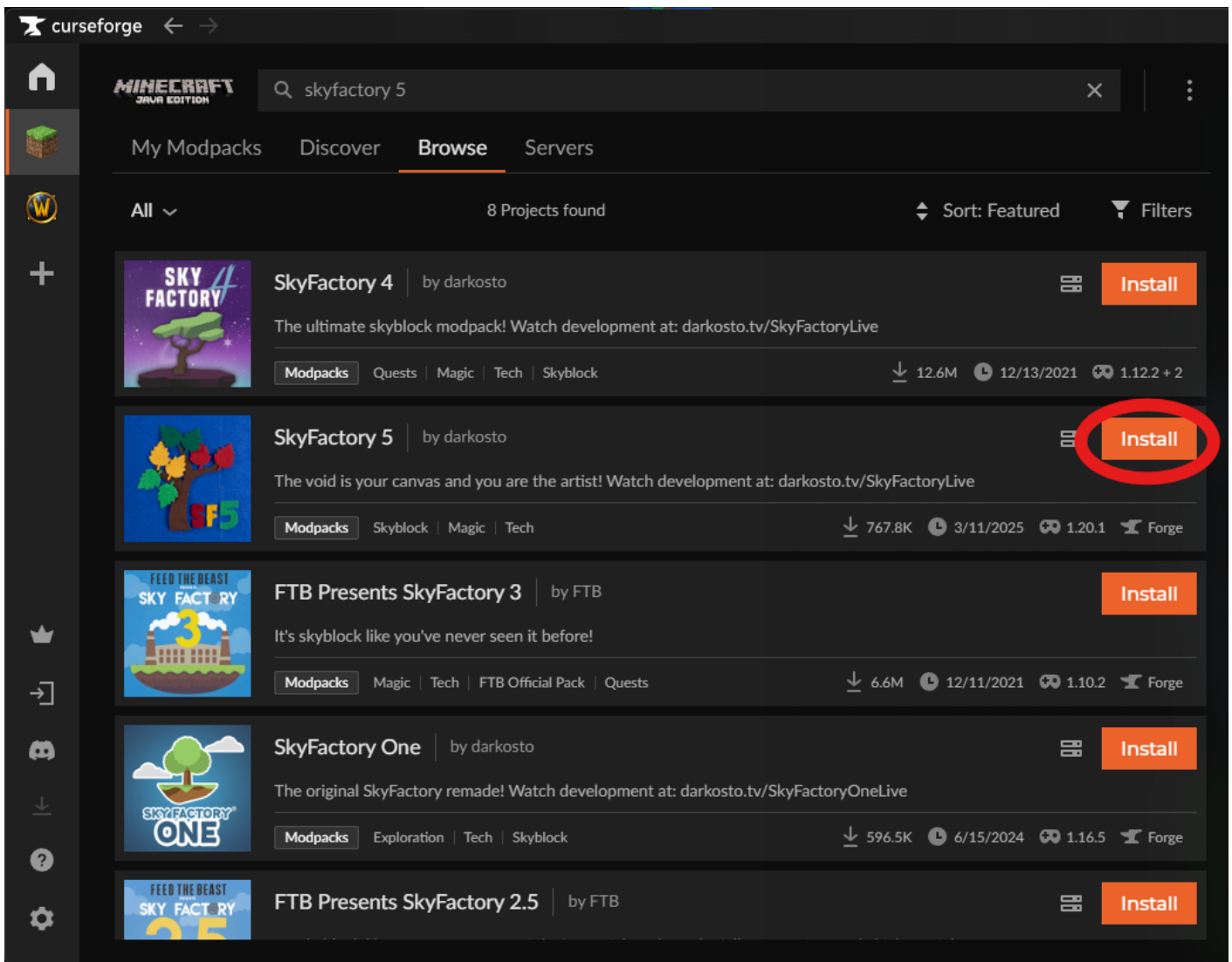
# Downloading Skyfactory 5

## Curseforge Launcher

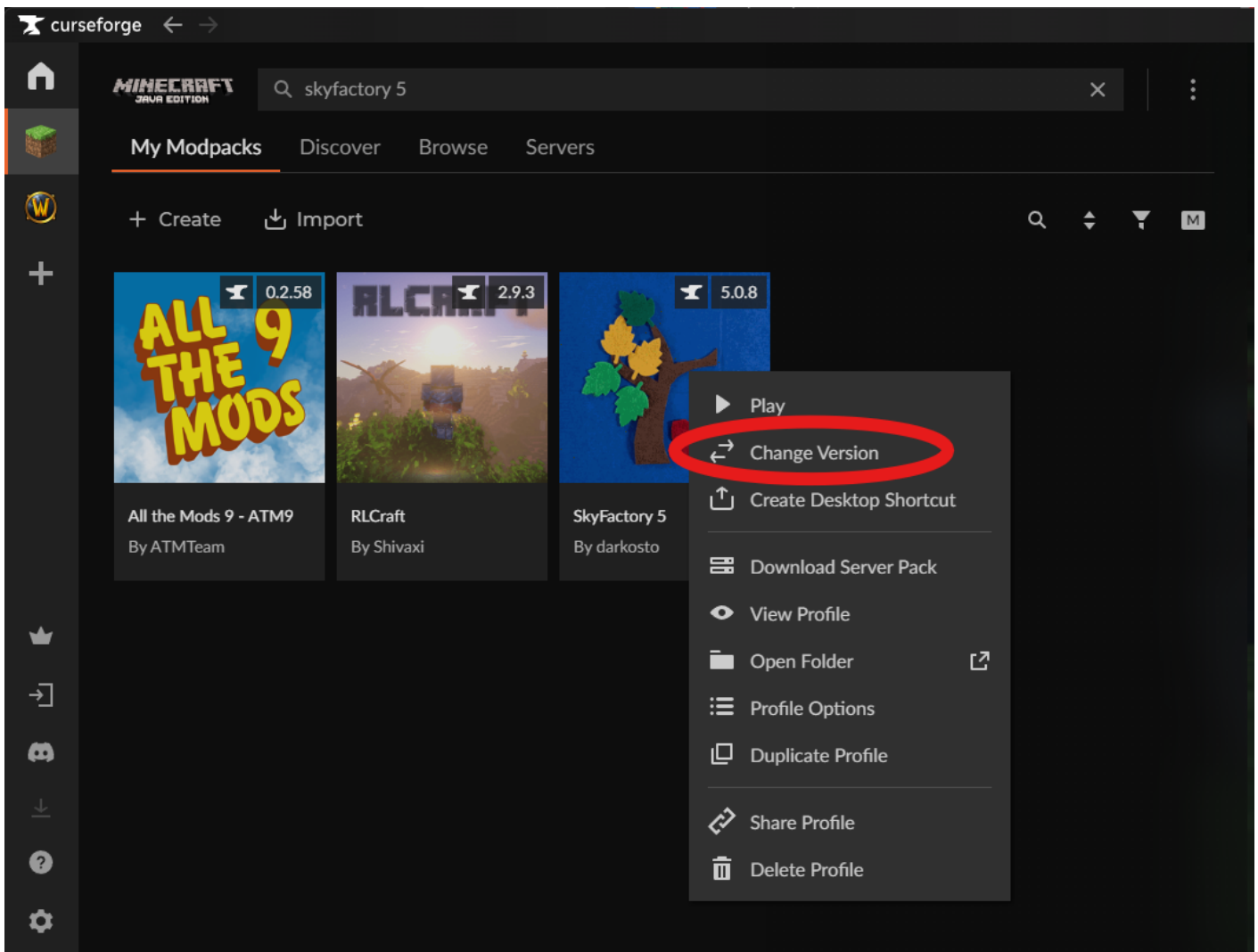
Open the Browse Tab in your Curseforge Launcher.



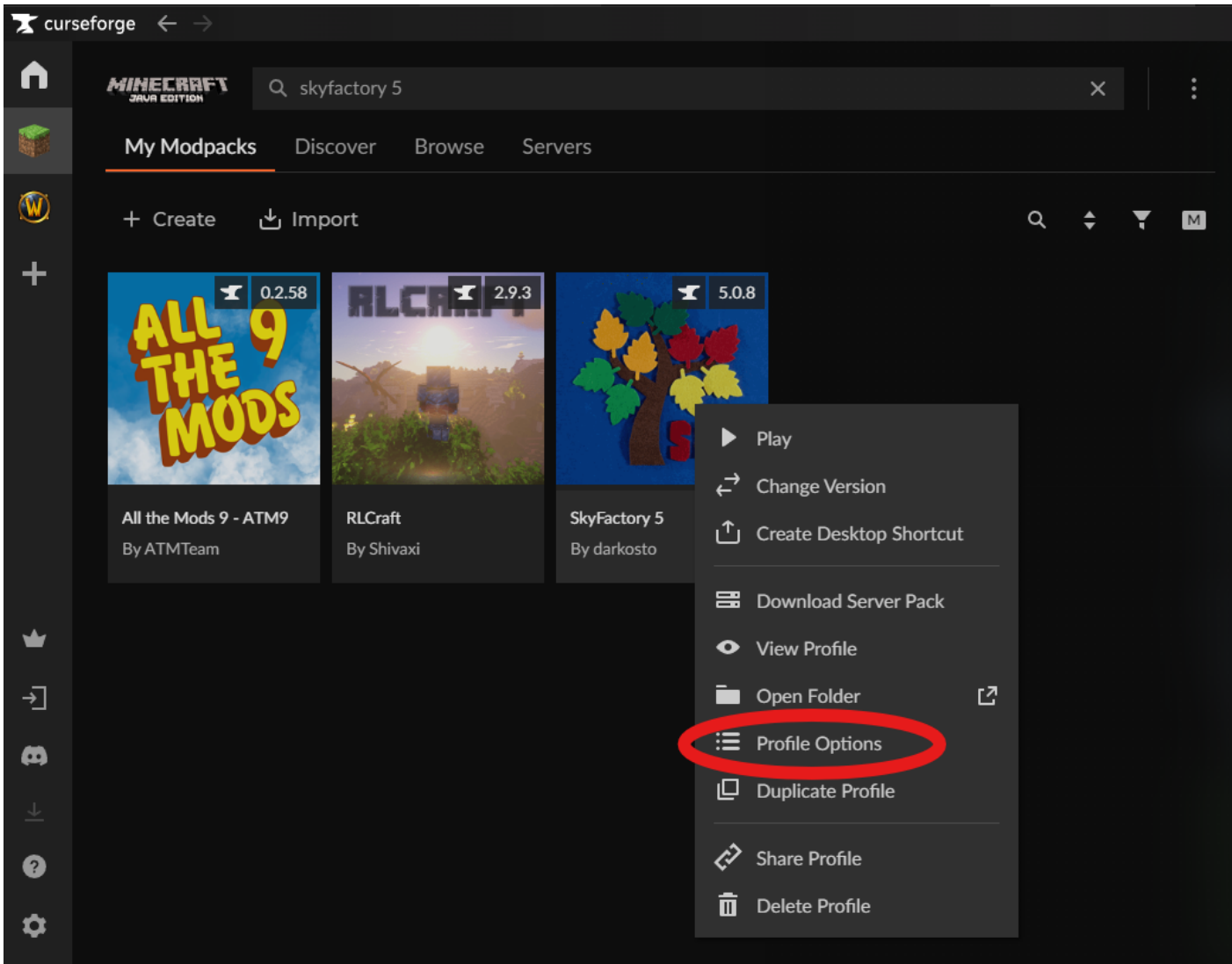
Search for "**Skyfactory 5**" and click "**Install**"

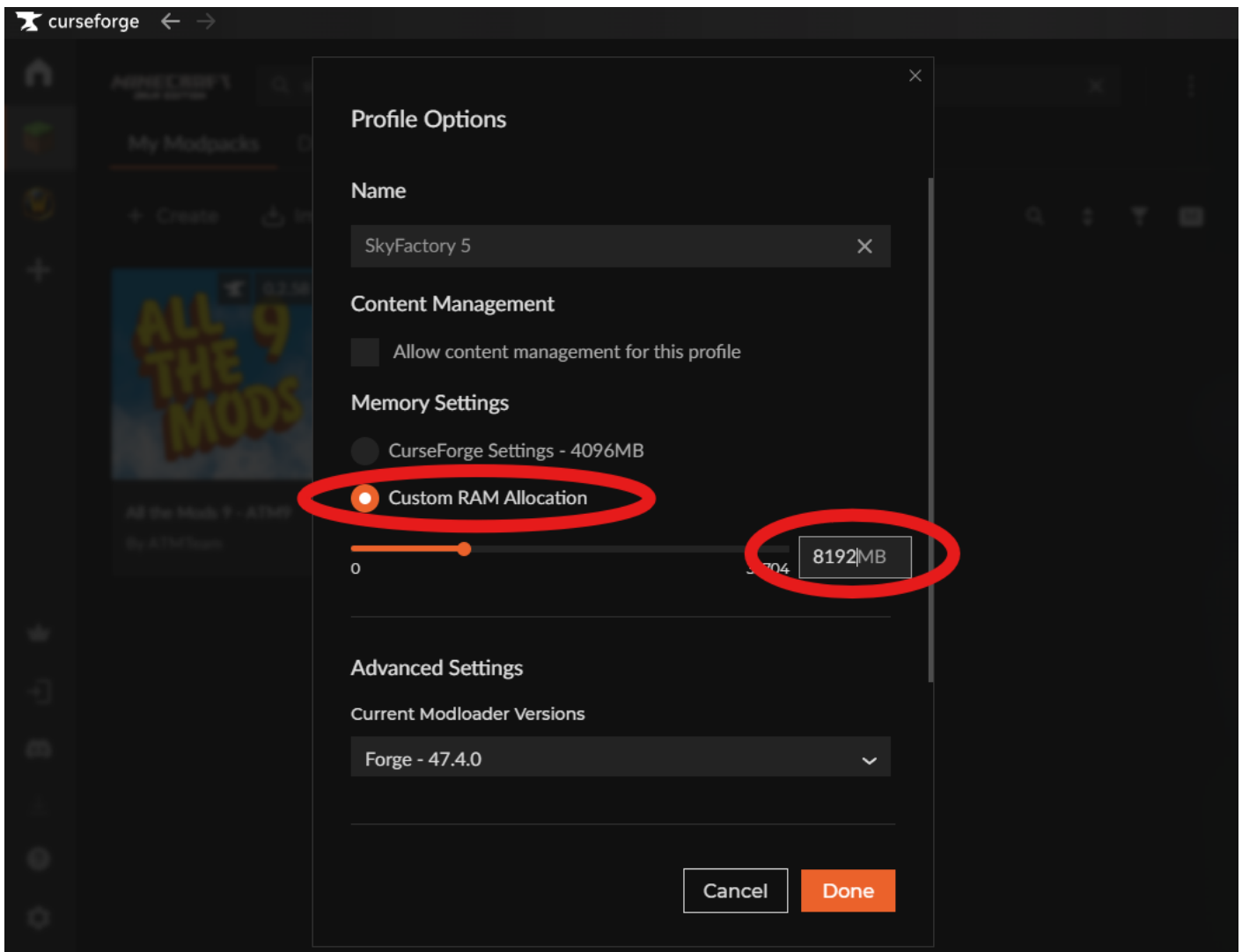


After the modpack is installed, go to **"My Modpacks"** and check if you installed the correct Version. (find the current version on our Discord)



Last step is to check on your Launcher settings.





Tip: If you have **16GB** or more use of RAM, ( **8-12GB** ) allocation of RAM will ensure a smoother gameplay.

Recommended RAM allocation: **Server Recommended ( 6-10GB )**.

You are good to go after all completed steps, please do enjoy the server!

Revision #23

Created 15 August 2023 23:09:00 by ItWozAaron

Updated 15 June 2025 16:23:32 by astravan21